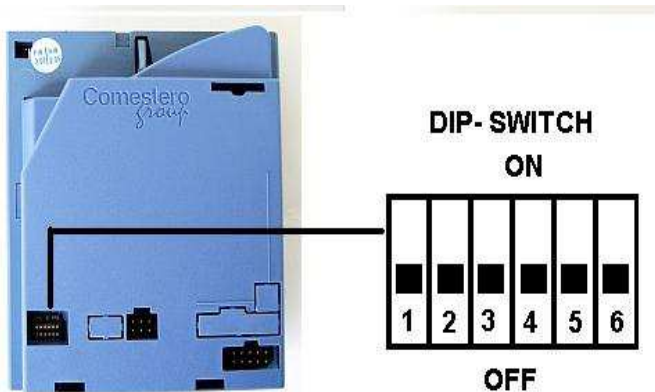
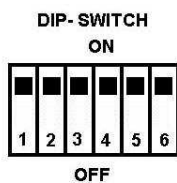


# PROGRAMMING OF COMESTERO RM5 COIN ACCEPTOR

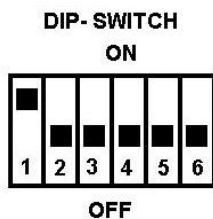


## Programming a coin (ex. 0,50 Euro) on channel 1

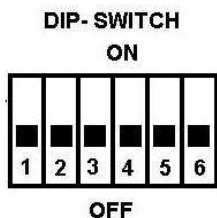
1. Turn OFF power in the machine.
2. Set all six DIP SWITCHES in ON position.



3. Turn ON power in the machine.
4. Insert one to two 0,50 Euro coins in coin acceptor to program it.
5. Leave DIP SWITCH # 1 ON and turn OFF the rest of the switches.



6. Insert 0,50 Euro coins about **15 times**, till sound of double click will be heard.
7. Turn OFF Dip Switch #1.

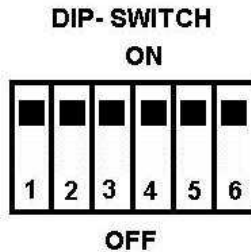


8. Turn OFF and back ON the machine.
9. For programming second coin, use second channel, etc.

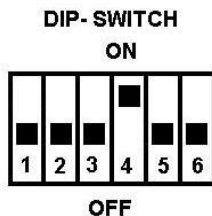
# PROGRAMMING OF COMESTERO RM5 COIN ACCEPTOR

## Programming a token on channel 4

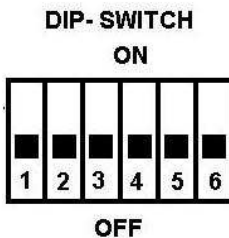
1. Turn OFF power in the machine.
2. Set all six DIP SWITCHES in ON position.



3. Turn ON power in the machine.
4. Insert one to two tokens in coin acceptor to program it.
5. Leave DIP SWITCH # 4 ON and turn OFF the rest of the switches.



6. Insert tokens till sound of double click will be heard.
7. Turn OFF Dip Switch #4.



8. Turn OFF and back ON the machine.